








Accessories Type EK 9F61 Series


Fuse Size DD (Ferrule Diameter two 3" in Parallel)

Fuse Supports & Disconnect Switches	Spare Live Parts(*)	Figure (Fig.)	Spare Fuse Clips(**)	Fuse size
9F61AHM401	9F61AWW738		N/A	DD
9F61CEF409				DD
9F61CGL409				DD
9F61CHM409				DD
9F61CJN409				DD
9F61AAB405	9F61BNW461		N/A	DD
9F61AEB405				DD
9F61AEG405				DD
9F61AGG405				DD
9F61AGJ405	9F61BNW748		N/A	DD
9F61AHM405				DD
9F61CEF410				DD
9F61CGL410				DD
9F61CHM410				DD
9F61CJN410	9F61BNW751		N/A	DD
9F61AAB401				DD
9F61AEB401				DD
9F61AEG401				DD
9F61AGG401				DD
9F61AGJ401	DD			

Conversion Kit D to DD for use on Fuse Supports

Model No.	Figure (Fig.)	Used on live parts	Figure (Fig.)
9F61BNW402		9F61BNW751 (Indoor)	
		9F61AWW738 (Outdoor)	

Fuse Size EE (Ferrule Diameter Two 4" in Parallel)

Fuse Supports & Disconnect Switches	Spare Live Parts(*)	Figure (Fig.)	Spare Fuse Clips(**)	Fuse size
9F61AFB501	9F61BNW452		N/A	EE
9F61AFG501				EE
9F61AFJ501				EE

(*) Spare Live Parts: Order (1) Live Parts for each Fuse Support and Disconnecting Switch (includes live parts for both ends).

(**) Fuse Clips: Order (2) Fuse Clips for each Fuse Support and order (1) Fuse Clip for each Disconnecting Switch.