

Capacitor Protection

Amp-Trap® and 9F60 Series

Medium voltage capacitor fuses:

Mersen capacitor fuses are designed to ANSI C37-41. They are current-limiting operating without noise or discharge and are designed to be used indoors in a general purpose enclosure or outdoors in a weatherproof enclosure. These are non-disconnecting fuses requiring the use of a disconnect switch. These capacitor fuses provide both short circuit and overload protection and are intended to protect against capacitor case rupture or dielectric failure within the capacitor.

The various mounting configurations offer manufacturers a wide range of cost and space saving solutions and a large choice of equivalent products to users.

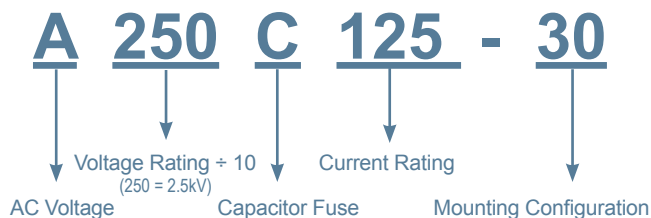
Features/Benefits:

- High interrupting capacity
- Current limitation
- Blown-fuse indication
- Direct mount
- Clip style mount
- Bus mount
- Non-venting for silent operation

Applications:

- Capacitor Protection
- Power Factor Correction Equipment
- Harmonic Filtering Equipment
- Induction Heating System
- High Power Drive
- Welders

Catalog Numbering System:



Ratings:

A100C

Volts : 1000V AC Max.
Amps : 25 to 125 A
IR : 50 kA Sym

A150C

Volts : 1500V AC Max.
Amps : 25 to 200 A
IR : 40 kA Sym

A250C

Volts : 2500V AC Max.
Amps : 25 to 200 A
IR : 50 kA Sym

A300C

Volts : 3000V AC Max.
Amps : 50 to 175 A
IR : 50 kA Sym

A430C

Volts : 4300V AC Max.
Amps : 6 to 100 A
IR : 65 kA Sym

A550C

Volts : 5500V AC Max.
Amps : 6 to 75 A
IR : 65 kA Sym

9F60RJD

Volts : 5500V AC Max.
Amps : 25 to 80 A
IR : 50 kA Sym

9F60RJF

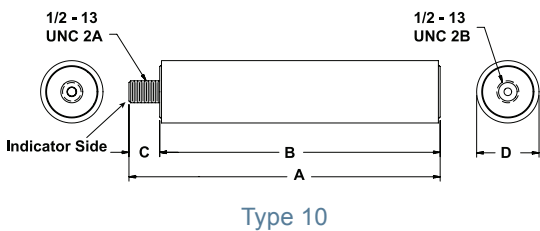
Volts : 9520V AC Max.
Amps : 15 to 40A
IR : 50 kA Sym

Capacitor Protection

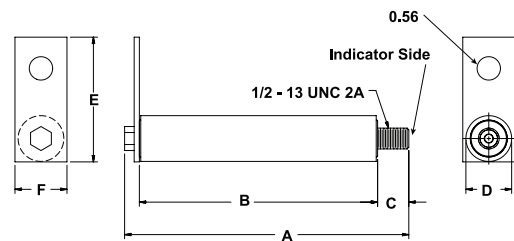
Amp-Trap® and 9F60 Series

3.0 kV Capacitor Fuses Amp-Trap Series

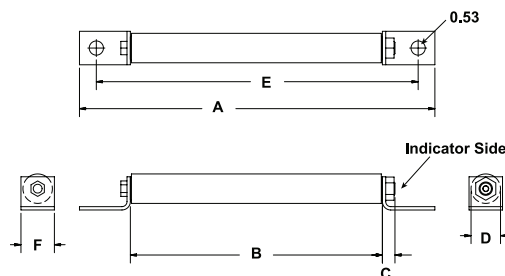
Catalog Number	Ampere Rating	Melting I ² t (kA ² s)	Maximum 1 Clearing I ² t (kA ² s)	Maximum 1 Phase Interrupting Rating	Overall Length Inches (mm)	Tube Length Inches (mm)	Ind. Housing Inches (mm)	Body Dia Inches (mm)	Bracket Dimensions Inches (mm)	
3.0 kV Max Type 10 inner thread to screw					A	B	C	D	E	F
A300C50-10	60	12	35	50 kA @3000V RMS Sym	10.16 (258.1)	9.33 (237.0)	.75 (19.1)	1.10 (27.9)		
A300C60-10	75	18	65							
A300C75-10	95	26	80							
A300C95-10	100	45	140							
A300C100-10	115	45	140		10.16 (258.1)	9.33 (237.0)	.75 (19.1)	1.42 (36.0)		
A300C115-10	125	60	200							
A300C125-10	130	75	260							
A300C130-10	150	75	260							
A300C150-10	175	105	350							
A300C175-10		165	530							
3.0 kV Max Type 20 screw to bolt (flat bracket)										
A300C50-20	60	12	35	50 kA @3000V RMS Sym	10.59 (269.1)	9.33 (237.0)	.75 (19.1)	1.10 (27.9)	3.00 (76.2)	1.25 (31.8)
A300C60-20	75	18	65							
A300C75-20	95	26	80							
A300C95-20	100	45	140							
A300C100-20	115	45	140		10.59 (269.0)	9.33 (237.0)	.75 (19.1)	1.42 (36.0)	3.00 (76.2)	1.25 (31.8)
A300C115-20	125	60	200							
A300C125-20	130	75	260							
A300C130-20	150	75	260							
A300C150-20	175	105	350							
A300C175-20		165	530							
3.0 kV Max Type 60 bolt (L bracket) to bolt (L bracket)										
A300C50-60	60	12	35	50 kA @3000V RMS Sym						
A300C60-60	75	18	65							
A300C75-60	95	26	80							
A300C95-60	100	45	140							
A300C100-60	115	45	140		13.27 (337.1)	9.41 (239.0)	.47 (11.9)	1.42 (36.0)	12.02 (305.2)	1.25 (31.8)
A300C115-60	125	60	200							
A300C125-60	130	75	260							
A300C130-60	150	75	260							
A300C150-60	175	105	350							
A300C175-60		165	530							



Type 10



Type 20



Type 60