

M.SCHNEIDER IS NOW

merseN

m.schneider



BSL

NH-fuse rails with touch protection



BSL

Product information NH-fuse rails 160 A - 630 A, 690V AC

edition 2004/1

	page
Production programme	
BSL size 00 160A / 100mm.....	3
BSL size 00 160A / 185mm.....	3
Accessories for BSL 160 A.....	3
BSL size 1 250A 690V~5	
BSL size 2 400A 690V~5	
BSL size 3 630A 690V~5	
Accessories for BSL 250 A, 400 A, 630 A.....	5
Technical data BSL 160 A.....	6
Technical data BSL 250A, 400 A, 630 A.....	6
Dimensions	
BSL 160A / 100mm.....	7
BSL 160A / 185mm.....	7
BSL 250A, 400A, 630A.....	8
Cover shrouds for cable termination - application, dimensions BSL 250A, 400A, 630A.....	9
Terminals	
Cable terminal connection BSL 160A.....	10
Cable terminal connection BSL 250A, 400A, 630A (standard).....	10
Cable terminal connection multiple termination.....	11

BSL NH-fuse rails with touch protection

size 00 160A 690V AC

for direct installation on to 100mm or 185mm bus bar systems



IEC 60269-1, IEC 60269-2-1

dimensions of bus bars and cable terminal connections are equivalent to those of MULTIVERT®



00BSLN100

01BSLN100

00.BSL/100mm 160A

for direct installation on to 100mm bus bar systems

design	article number	w	p	price € ¹⁾
terminal 3 M8 screws; with fitted cover shroud MZ00KH	00BSLN100	0-95	1	38-65
terminal 3 clamp straps with fitted cover shroud MZ00KH	00BSLS100	0-95	1	38-65
terminal 3 Al/Cu clamps with fitted cover shroud MZ00KH	00BSLA100	0-95	1	42-25
with V-lugs for V-clamp 00SZVK1, with fitted cover shroud 1.000.915	1.000.912	0-95	1	38-65

00.BSL/185mm 160A

for direct installation on to 185mm bus bar systems

terminal 3 M8 screws; with fitted cover shroud MZ00KH	01BSLN100	2-00	1	59-25
terminal 3 clamp straps with fitted cover shroud MZ00KH	01BSLS100	2-00	1	59-25
terminal 3 Al/Cu clamps with fitted cover shroud MZ00KH	01BSLA100	2-00	1	64-20
with V-lugs for V-clamp 00SZVK1, with fitted cover shroud 1.000.915	1.000.913	2-00	1	59-25



00SZS

00SZESK

00SZA70

00SZVK1

1.000.09

MZ00KH

MZ00KA

1.000.914

1.000.915

Accessories for 00.BSL 160A

varieties of terminals

M8 terminal screws 1 set = 3 pieces	00SZS	0-02	1	1-85 ^{**)}
clamp straps Cu 4 - 70mm ² 1 set = 3 pieces	00SZESK	0-01	1	1-60 ^{**)}
1 Al/Cu clamps-5 - 70mm ² , 95mm ² sectoral solid 1 set = 3 pieces	00SZA70	0-03	1	3-70 ^{**)}
direct terminal clamp for V-shaped terminal lugs, size 00, 10-50mm ² round stranded, 35-70mm ² sectoral stranded, 50-95mm ² sectoral solid	00SZVK1	0-04	1	2-40
insulation cap for V-terminal clamp 00SZVK1	1.000.098	0-006	1	1-90

Cover shrouds for cable termination

cover shroud length 106mm	MZ00KH	0-02	1	2-50
extension shroud for MZ00KH	MZ00KA	0-04	1	2-40
cover shroud for BSL 160A with V-terminal	1.000.915	0-05	1	1-75
rear cover for V-terminal	1.000.914	0-004	1	4-10

¹⁾ price per piece, if marked

^{**)} price per set

dimensions see page 7
varieties of terminals see page 10

Accessories for 00.BSL 160A



Covers

design	article number	w	p	price € ^{*)}
protective cover for NH-fuse links (protective cover for lugs) 1 set = 3 pieces	MZ00GLAD	0-05	1	4.40 ^{**)}
spare way cover for bus bars 100mm, without level adjustment	MZ00LPAP	0-06	1	9.65
spare way cover for bus bars 185mm,	MZ01LPAP	0-06	1	10.90

Adapter

**adapter for 00.BSL 160A / 100mm
for installation on to 60mm bus bar systems**

single adapter 100 / 60mm	MZ00SA60	0-3	1	10.25
---------------------------	----------	-----	---	-------

for pictures of products see product information MULTIVERT

**adapter for 00.BSL 160A / 100mm
for installation on to 185mm bus bar systems**

single adapter 100 / 185mm	MZ00ESAECO	0-19	1	8.25
single adapter with increased touch protection 100 / 185mm	MZ00ESA	0-45	1	27.75
double adapter with increased touch protection 100 / 185mm	MZ00DSA	0-85	1	29.90

for pictures of products see product information MULTIVERT

**adapter for 00.BSL 160A / 185mm
for installation on to 185mm bus bar systems**

with level adjustment for combined installation with BSL size 1- 3

single adapter 185 / 185mm for M 8 fixing screws	MZ01ESA	0-4	1	10.30
double adapter 185 / 185mm	MZ01DSA	0-7	1	29.30

for pictures of products see MULTIVERT

ESM Electronic System Monitor

see product information MULTIVERT NH-vertical fuse switch disconnectors

Current transformers

see product information MULTIVERTNH-vertical fuse switch disconnectors

Amperemeter units

see product information MULTIVERTNH-vertical fuse switch disconnectors



Additional accessories

hooked clamps for direct installation on to bus bar systems 1 set = 3 pieces	00SZRK3	0-03	1	7.65 ^{**)}
label holder	MZ00BT2	0-01	1	3.55
lateral phase barrier (snap on) 1 set = 3 pieces	MZ00STW	0-03	1	2.50 ^{**)}

^{*)} price per piece, if marked

^{**)} price per set

NH-fuse rails with touch protection BSL 690V AC

size 1 250A, size 2 400A, size 3 630A
for direct installation on to 185mm bus bar systems



IEC 60269-1, IEC 60269-2-1

dimensions of bus bars and cable terminal connections are equivalent to those of MULTIVERT®



BL2B403K000



MZKAB



MZKAB1



MZSTW1



MZBC



MZGLAD



MZBT

size 1 250A for 185mm bus bar systems

design	article number	w	p	price € ¹⁾
M10 bolt terminal	BL1B403K000	3-2	1	117-95
terminal M10 insert nuts	BL1E403K000	3-1	1	117-95
V-terminal for 22SZVK41 and 22SZVK4	BL1V403K000	3-7	1	117-95

size 2 400A for 185mm bus bar systems

M10 bolt terminal	BL2B403K000	3-8	1	119-75
terminal M10 insert nuts	BL2E403K000	3-7	1	119-75
V-terminal for 22SZVK41 and 22SZVK4	BL2V403K000	3-7	1	119-75

size 3 630A for 185mm bus bar systems

M10 bolt terminal	BL3B403K000	4-4	1	158-85
terminal M10 insert nuts	BL3E403K000	4-2	1	158-85
V-terminal for 22SZVK41 and 22SZVK4	BL3V403K000	3-7	1	158-85

We offer a wide variety of cover shrouds for cable termination. These are listed below. Please choose the shroud that meets the requirements of your specific application. Please state both article numbers, that of BSL and that of the appropriate shroud in your order; for example BL2B403K000 + MZKHO. If no cover shroud is listed in the order the BSL will be delivered without shroud.

Accessories for BSL

Varieties of terminals

V-terminal clamp 70 - 240mm ² sm, 95 - 300mm ² se	22SZVK41	0-09	1	2-90
V-terminal clamp 50 - 185mm ² sm, 50 - 240mm ² se	22SZVK4	0-08	1	2-90
insulation cap size 2 for V-terminal clamps 22SZVK41 and 22SZVK4	1.000.099	0-01	1	2,00

for pictures of products see product information MULTIVERT

Covers

design with cable terminal connections with cable lugs on switch boards with central cover	MZKHO	0-12	1	6-20
design for cable terminal connection in feeder pillars	MZKAB	0-20	1	5-50
cover shroud for special (high) clamp terminal connection in feeder pillars	MZKAB1	0-10	1	6-75
extended cover shroud	MZVHB	0-38	1	26-90
protective cover for NH-fuse links (protective cover for tags)	MZGLAD	0-26	1	10-10
spare way cover	MZLPAP	0-50	1	14-00

Additional accessories

lateral phase barrier (snap on) 1 set = 3 pieces	MZSTW1	0-03	1	2-10 ^{**}
label holder	MZBT	0-03	1	2-90
labelling clip	MZBC	0-01	1	1-00

Other accessories see product information MULTIVERT

ESM Electronic System Monitor, current transformers, amperemeter units, hooked clamps

¹⁾ price per piece, if marked

^{**} price per set

dimensions see page 8

varieties of terminals see page 10

dimensional drawings cover shrouds see page

BSL NH-fuse rails with touch protection

Technical data

Technical data BSL 160A, size 00

in accordance with IEC/EN 60269-2-1

	BSL	
	160A 100mm	160A 185mm
size	00	00
rated current with NH-fuse links	160 A	160 A
rated current with solid links ¹⁾	200 A	200 A
rated voltage	690 V AC	690 V AC
rated insulation voltage	1000 V	1000 V
verification of peak withstand current of a fuse base	50 kA	50 kA
max. permissible power dissipation of NH-fuse links	12 W	12 W
max. permissible power dissipation of solid links	1·2 W	1·2 W
<u>cable terminal connection:</u>		
standard terminal	M 8	M 8
for copper bars with max. width	20 mm	20 mm
for cable lugs max.	70 mm ²	70 mm ²
<u>bus bar terminal connection:</u>		
standard terminal	M 8	M 8
hooked clamps for bus bars with thickness	5 - 10mm ²	
ambient air temperature in service (IEC 60 269)	-5 - +35° C	
ambient air temperature for storage (IEC 60 269)	-25 - +55° C	

Technical data BSL 250A size 1, BSL 400A size 2, BSL 630A size 3

in accordance with IEC/EN 60269-2-1

	BSL		
	250A	400A	630A
size	1	2	3
rated current with NH-fuse links	250 A	400A	630A
rated current with with solid links ¹⁾	400 A	630 A	800 A
rated voltage	690 V AC	690 V AC	690 V AC
rated insulation voltage	1000 V	1000 V	1000 V
verification of peak withstand current of a fuse	50 kA	50 kA	50 kA
max. permissible power dissipation of NH-fuse links	23 W	34 W	48 W
max. permissible power dissipation of solid links	3 W	8 W	20 W
<u>cable terminal connections:</u>			
standard terminal	M 10	M 12	M 12
for copper bars with max. width	40 mm	40 mm	40 mm
for cable lugs max.	300mm ²	300 mm ²	300 mm ²
<u>bus bar terminals:</u>			
standard terminal	M 12	M 12	M 12
hooked clamps for bus bars with thickness	5 - 10mm ²		
ambient air temperature in service (IEC 60 269)	-5 - +35° C		
ambient air temperature for storage (IEC 60 269)	-25 - +55° C		

¹⁾ size 00 art. no. 389 001
size 1 art. no. 389 003
size 2 art. no. 389 004
size 3 art. no. 389 005

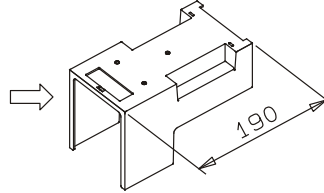
²⁾ derating for temperature above +35°C might be needed

BSL NH-fuse rails with touch protection dimensional drawings

Cover shrouds for cable termination for BSL 250A, 400A and 630A

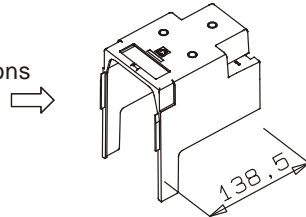
BSL 250A, 400A, 630A

for terminal connections
with cable lugs
on switch boards
with central cover



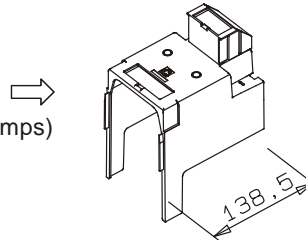
MZKHO

for clamp terminal connections
(V-clamps,
direct terminal clamps)
in feeder pillars



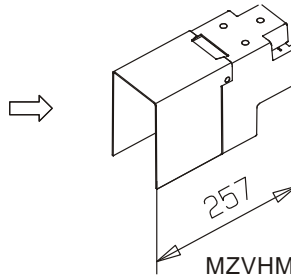
MZKAB

for special "high" clamp
terminal connection
(double V-clamps, frame clamps)
in feeder pillars



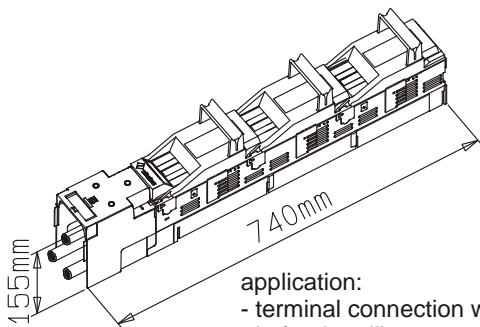
MZKAB1

application
for multiple termination

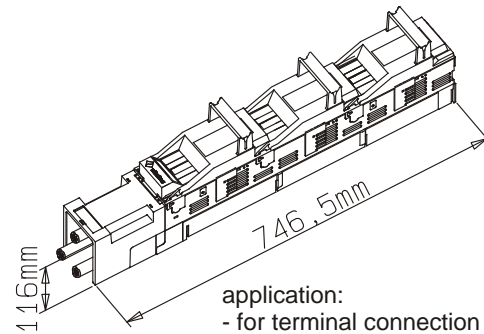


MZVHM

Cover shrouds for cable termination for BSL 250A, 400A and 630A - applications



application:
- terminal connection with clamps
- in feeder pillars



application:
- for terminal connection with cable lugs
- on switch boards with central cover